

National Federation of State  
High School Associations



# IHSAA/IGHSAU Basketball Officials' Rules Meeting

2012-13  
Rules Changes  
Major Editorial Changes  
Points of Emphasis

Take Part. Get Set For Life.™

# OFFICIALS ANNOUNCEMENTS

Rule changes are posted online for IHSAA under “OFFICIALS” and 2012-13

BASKETBALL HIGHLIGHTS, and on the IGHSAU Officials Central Hub on Arbiter

- Re-registering officials and new officials, make sure you register every year with both the IHSAA & the IGHSAU, two separate registrations required.
- Two separate exams are also required – the 50-question IHSAA exam and the 35-question IGHSAU exam.



# OFFICIALS ANNOUNCEMENTS

- **All** 9-12 officials must view an annual joint IHSAA/IGHSAU online rules meeting
- Online meeting available Oct.15-Nov. 26. Must be completed by Nov. 26 @ 4:00PM
- **All** officials officiating basketball grades 9-12 must take and pass the online IHSAA & IGHSAU open book basketball exams (3 attempts) in order to officiate basketball for the 2012-2013 basketball season!!
- Jr. High requires **at least one current registered official** that has viewed the basketball meeting and passed both the IHSAA & IGHSAU exam (75%).



# OFFICIALS ANNOUNCEMENTS

- Keep track of your official's LOG-IN password, it is needed every time you enter your varsity sportsmanship ratings or fill out any 7-12 ejection report.
- Officials, **make sure your email address is current & correct**, so you can receive any blast email notices or tournament assignments. You must log-in with your password and keep your account up to date!



# OFFICIALS ANNOUNCEMENTS

First time registering basketball officials must attend a clinic once within the first three years of registering.

Officials desiring to be tournament eligible in basketball must attend a IHSAA/IGHSAU state-sponsored clinic once within every three years to be tournament eligible.

Your final **Sportsmanship Ratings**, for IHSAA VARSITY GAMES ONLY, must be submitted no later than March 11, 2013.



# OFFICIALS ANNOUNCEMENTS

- Each individual official desiring to be tournament eligible, must fill out a Boys & Girls **TOURNAMENT REQUEST FORM & SCHEDULE** online by November 26, 2012 by 4:00 pm.
- This form will be available online starting October 15, 2012.
- To be IHSAA tournament eligible, you must also have turned in your **VARSITY GAMES ONLY SPORTSMANSHIP RATINGS** form the previous season in a timely manner.



# OFFICIALS ANNOUNCEMENTS

## **Requirements to be tournament eligible:**

- View online basketball rules meeting
- Take & pass online exam (required by everyone, tournament or non-tournament officials)
- Submitted previous year's sportsmanship ratings in a timely manner (IHSAA)
- Receive school recommendations
- Submit online request form and schedule
- Attended a BB clinic within last 3 years



# IHSAA OFFICIALS' REGISTRATION INFORMATION

**EXAMPLE OF WHAT YOUR ACCOUNT SHOULD  
LOOK LIKE IF YOU ARE REGISTERED:**

<b>Wrestling</b>						
<b>School Year</b>	<b>Rank</b>	<b>Rules Mtg</b>	<b>Test</b>	<b>Clinic**</b>	<b>Sportsmanship Rating</b>	<b>Request Form</b>
2011-12	V	✓	90%	✓		✓
2010-11	NV	✓		✓	✓	✓

**Rank – V = Varsity, NV = Non-varsity only, P = NOT Registered**

**Rules Meeting - ✓ = Viewed or attended in year indicated**

**Test - % = score for year indicated**

**Clinic - ✓ = Attended in year indicated**

**Sportsmanship Rating - ✓ = Submitted in year indicated**

**Request Form - ✓ = Schedule AND Request Form submitted in year indicated**





# IGHSAU OFFICIALS' REGISTRATION INFORMATION

- Complete IGHSAU registration and the IGHSAU basketball exam on the IGHSAU Arbiter Officials Central Hub.
- Credit for the joint IHSAA/IGHSAU Basketball Rules Meeting, which is completed on the IHSAA website, will be uploaded to your IGHSAU Arbiter Profile by Nov. 27.



# PREGAME MEETING

- The pre-game meeting with the captains and head coach of the level of competition being played, should be held off the playing floor at an open spot on the bench side or wherever the least amount of noise and the most open space presents itself. The head coach at the level of competition being played is responsible for taking part in this pre-game.



# COMMUNICATION WITH HEAD COACH

- Only the head coach is permitted to communicate with the officials. Assistant coaches are not to communicate with officials unless the head coach is ejected or replaced. Then only the assigned head coach is afforded this opportunity.
- Officials, communication should be done professionally, and keep it brief.



# BENCH DECORUM

- **THIS IS OUR NUMBER ONE POINT OF EMPHASIS IN IOWA THIS YEAR – WE WANT THIS RULE ENFORCED!**
- A coach will be allowed to stand and confer with a player(s) whenever the clock is **NOT** running. Communication with the player(s) only shall be done in a positive manner and shall take place in the area **in front** of where the coach is seated. Coaches are not to be permitted to walk beyond this area or to the end of the bench, one reminder.



# BENCH DECORUM

- This rule permits coaches opportunities to stand-up and instruct players while the clock is **NOT** running during the game. Coaches are not to stand and show displeasure regarding any situation they may not be happy with. This unsportsmanlike behavior is subject to a technical foul being called. This bench decorum rule does allow coaches an opportunity to coach and teach whenever the clock is **NOT** running.



# BENCH DECORUM

- When the clock starts following a throw-in or last missed free throw, the coach shall immediately return to his/her seat. The officials will not delay a throw-in administration to permit a coach additional time to visit with player(s).
- **THE IHSAA/IGHSAU WANT THIS RULE ENFORCED.** Failure to enforce this rule affects fellow officials who do enforce this rule, and encourages coaches to violate this rule. When you, the official, allow this rule to be violated, you are asking for trouble.



# BENCH DECORUM

- Disqualified player: Upon the head coaches notification of a disqualified player, the coach may stand to congratulate the disqualified player and may walk the confines of his/her bench to select a replacement for the disqualified player.
- The rules states a disqualified player must be replaced within 20 seconds from the time the coach was notified. Any unsporting acts by the coaches are subject to being assessed a technical foul.



# BENCH DECORUM

- If a coach is issued a direct technical foul, he/she loses his opportunity to stand and confer with his/her player(s) when the clock is not running.
- He/she can not stand **except** for the following.
- Stand and go to the bench for a correctable error
- Stand and call a timeout
- Stand and cheer an outstanding play or stand and coach during a timeout or quarter break.





# EJECTIONS

- Officials, be accountable for your ejection. Don't let your emotions get ahead of your actions. If you do assess a technical foul, DO NOT ask the coach if he/she would like another one. Remove yourself from the bench area and let another official, if necessary, help the coach calm down.
- If you eject a player or coach 7-12 the calling official must submit an on-line ejection report (IHSAA) or email or fax the ejection report (IGHSAU).



# EJECTIONS

- Any 7-12 coach who is ejected must complete the NFHS online course – “Teaching & Modeling Behavior” and provide a copy of the completion certificate to the IHSAA or IGHSAAU in addition to serving the required suspension.
- Any 7-12 player who is ejected must complete the NFHS online course – “Sportsmanship – It’s Up to You” and provide a copy of the completion certificate to the IHSAA or IGHSAAU in addition to serving the required suspension.



# CONCUSSIONS - IOWA CODE SECTION 280.13C

- If a student's coach or contest official observes signs, symptoms, or behaviors consistent with a concussion or brain injury in an extracurricular interscholastic activity, the student shall be immediately removed for participation.
- A student who has been removed from participation shall not recommence such participation until the student has been evaluated by a licensed health care provider trained in the evaluation and management of concussions and other brain injuries and the student has received written clearance to return to participation from the health care provider.



# Concussion in Sports

[www.nfhslearn.com](http://www.nfhslearn.com)

**NFHS** Concussion In Sports - What You Need To Know **CDC**

Unit 1: Concussion Overview

- Introduction
- What is a Concussion?
- What happens to the brain?
- Unit 2: The Problem
- Unit 3: Your Responsibility
- Unit 4: Review
- Course Evaluation


When in doubt, sit them out!

**TRANSCRIPT** **RESOURCES**

Hi, I'm Dr. Mike Sanders, Chair of the NFHS Sports Medicine Advisory Committee and Director of the Oregon Sports Concussion in Eugene, Oregon.

As you are well aware, concussions have become a large topic of discussion over the past few years. Unfortunately, they are a common problem in sports and have the potential for serious complications if not recognized early and managed correctly.

What may appear to be only a mild jolt or blow to the head or body can result in a concussion. While concussions occur at all levels of sports,



# JUNIOR HIGH REGULATIONS

- Junior high boys' and girls' basketball will use the 3 point shot in those gyms that are properly marked.



# IHSAA/IGHSAU MERCY RULE

- A 35-point differential rule is in effect for all games played in Iowa, **grades 7-12 for boys' basketball** and **grades 9-12 for girls' basketball**.
- If there is a 35-point differential at the end of the first half or anytime after, the game will be continued with a running clock.



# MERCY RULE CONT.

- Beginning with the ensuing possession when the 35 point differential becomes effective, the following changes and only these changes, will be made regarding rules determining when the clock will and will not be stopped.
- The clock will run continuously except for the following situations when it will be stopped:
- Timeout is charged to a team, intermission between third and fourth quarter, extended injury timeout, anytime officials determine it necessary for safety reasons.



# MERCY RULE CONT.

- Please keep in mind we play the first half to completion with regular timing. If the differential is 35 points or more at the half-time or anytime there is a 35 point differential during the second half, the running clock procedures will be used.
- Anytime a foul is called that will result in free throws **(NEW FOR 2012-13 SEASON)**.
- If the score margin drops below **25** points, then normal timing will resume for the remainder of the game, or until the 35 point plateau is again reached.







# OFFICIALS EVALUATIONS

- **ONLINE EVALUATION OF OFFICIALS**
- Based on a recommendation from the Officials Advisory Committee and approval from the Board of Control, varsity basketball coaches or administrators will be provided the opportunity to evaluate varsity officials in three different areas:
  1. Professionalism
  2. Game Management
  3. Rules Knowledge/Mechanics
- Ideally, the concept is for officials to use the feedback appropriately to help them professionally for the rest of the season. These evaluations will be available to officials 30 days after the first contest playing date.
- These evaluations will not be used by the IHSAA and will have no bearing on post season assignments.



# OFFICIALS OBSERVATIONS



- IGHSAU and IHSAA staff and our representatives regularly observe officials at basketball games throughout the state.
- The IGHSAU has set up an evaluation module on the IGHSAU Central Hub on Arbiter.
- If an observation report is completed on your crew, you will be notified via email that the report is available on Arbiter.
- These reports are designed to reinforce what you are doing well as an official and also call attention to some areas of your officiating that could be improved.
- Please view these observations in the spirit that they are intended – to help you improve as an official.



# GENERAL REMINDERS



- Reminder, headbands and wristbands can be white, black, beige or a **single solid school color. (IHSAA)**
- **ALL team members must wear the same color for each wrist or sweatband worn by each individual participant. (IHSAA)**



# IGHSAU HAIR DEVICE ADAPTATION



## Hair Devices:

- Must be soft, no adornment.
- Bobby pins & flat clips 2 inches or less are allowed
- Headbands may be no more than 2 inches wide – 1 manufacturer logo permissible
- NO COLOR RESTRICTIONS
- PLAYERS DO NOT HAVE TO MATCH





# TOURNAMENT BASKETBALLS



- **The Spalding TF-1000 LEGACY will be used for all IHSAA post-season tournament games.**
- **The Spalding TF-1000 LEGACY (Women's 28.5) will be used for all IGHSAU post-season tournament games.**



National Federation of State  
High School Associations



# NFHS Basketball

2012-13  
Rules Change

Take Part. Get Set For Life.™

# Official Scorer

## Rule 2-11-12 (New)

- The official scorer is required to wear a black-and-white vertically striped garment.
- Rationale: The players, coaches and officials need to be able to quickly and easily identify the official scorer. Requiring the scorer to wear a striped garment will assist in this regard. In addition, wearing a striped garment will make the scorer look more professional.



# Official Scorer

## Rule 2-11-12 (New)

- The official scorer is required to wear a black-and-white vertically striped garment.
- Be lenient in enforcing this rule at the sub-varsity level.
- IHSAA/IGHSAU want this rule enforced for varsity contests.
- Report violations to Roger at the IHSAA and Joel at the IGHSAU.





National Federation of State  
High School Associations



# NFHS Basketball

2012-13  
Major Editorial Changes

Take Part. Get Set For Life.™

# Officials' Jurisdiction

## Rule 2-2-4 Note

- The state associations may intercede in the event of unusual incidents that occur before, during or after a contest.
- This note which was added to the rules book in 2011-12 was revised to clarify that state associations have authority to intervene not only after the conclusion of a contest, but before and during the contest as well.



# Team Control

## Rule 4-19-7


- A team-control foul is a common foul committed by a team that has team control (including a member of the throw-in team from the start of the throw-in until player control is obtained inbounds).
- On a team-control foul, the rule now clearly states that team-control includes a member of the throw-in team from the start of the throw-in until player control is obtained inbounds.



# Team Control

## 4-19-7

EDITORIAL CHANGE



National Federation of State  
High School Associations



# NFHS Basketball

2012-13  
Points of Emphasis

Take Part. Get Set For Life.™

# Closely Guarded Situations

- Well officiated closely-guarded situations provide for better balance between offense and defense. When the closely-guarded rules are not followed properly, there is a significant advantage for the offense.



# Closely Guarded Situations

- The following areas should be emphasized:  
Rule basics. A closely-guarded situation occurs when a player in control of the ball in his or her team's frontcourt is guarded by an opponent who is within 6 feet of the player who is holding or dribbling the ball; the defensive player must obtain a legal guarding position.



# Closely Guarded Situations


POINT OF EMPHASIS





# Closely Guarded Situations

POINT OF EMPHASIS



# Contact Above the Shoulders

- Contact above the shoulders. With a continued emphasis on reducing concussions and decreasing excessive contact situations, the committee determined that more guidance is needed for penalizing contact above the shoulders.




# Contact Above the Shoulders

- a. A player shall not excessively swing his/her arm(s) or elbow(s) even without contacting an opponent (penalized as a violation).
- b. Examples of illegal contact above the shoulders and resulting penalties:
  1. Contact with a stationary elbow may be incidental or a common foul.
  2. An elbow in movement but not excessive should be an intentional foul.
  3. A moving elbow that is excessive can be either an intentional foul or flagrant personal foul.





# Contact Above the Shoulders

POINT OF EMPHASIS



# Contact Above the Shoulders

POINT OF EMPHASIS





# Intentional Fouls

- The committee is concerned about the lack of enforcement for intentional fouls during any part of the game but especially at the end of a game. Anytime during the game, acts that neutralize an opponent's obvious advantageous position and must be deemed intentional include:
  1. Excessive contact on any player attempting a try
  2. Grabbing or shoving a player from behind when an easy basket may be scored
  3. Grabbing and holding a player from behind or away from the ball



# Intentional Fouls

POINT OF EMPHASIS



# Guidelines to Enforce Illegal Contact

- Escalating fight situations can often be traced back to illegal contact not being properly enforced and penalized. Examples of illegal contact are:

**Hand checking:** Any tactic using hands or arms that allows a player on offense or defense to control the movement of an opposing player.



**Post play:** Any tactic using hands, arms or body to control the movement of an opposing player.







# Illegal Contact: Hand-checking

POINT OF EMPHASIS



# Illegal Contact: Post Play

POINT OF EMPHASIS



# Illegal Contact: Post Play

POINT OF EMPHASIS



# Illegal Contact: Rebounding

POINT OF EMPHASIS



# Illegal Contact: Rebounding

POINT OF EMPHASIS



# NFHS Officials Association Central Hub

[www.nfhs.arbitersports.com](http://www.nfhs.arbitersports.com)

SWITCH VIEWS | SUPPORT | MY ACCOUNT | SIGN OUT

Theresa Wynns (Admin)  
NFHS Basketball  
Group ID: 105407

NFHS OFFICIALS ASSOCIATION  
POWERED BY Arbitersports

NFHS HOME | BASKETBALL | VIDEO | PUBLICATIONS | GROUP INFO | FORUM

NFHS BASKETBALL OFFICIATING | CENTER COURT

Search

**Basketball Rules Information**

**Welcome** Thursday, June 24, 2010

**Welcome to Center Court**, the homepage for NFHS Basketball Officials information. We believe you will find the information useful and utilize the resources to stay informed. It is our intention to continually update this site, and we encourage you to visit **Center Court** frequently for new and valuable information.

The NFHS Basketball Rules Committee meets annually in April to discuss rules change proposals, editorial changes and points of emphasis for the following season. If you have a rules proposal you would like the committee to consider, you're encouraged to work with your member state association - if they find merit in your proposal, they will forward it to the NFHS. This is your way to voice your opinion and potentially enhance the sport of basketball for the youth of our nation.

The NFHS appreciates your dedication to the sport of basketball and the students we serve!

**Sport Specific Information**

- Baseball
- Basketball
- Cross Country
- Field Hockey
- Football
- Gymnastics
- Ice Hockey

More >

## Contains

Sport information  
Rules information  
Rules library  
Searchable rules book and case book  
Video content on officiating sport, competition situations and interpretations



# NFHS Interscholastic Officiating Course

## The NFHS Interscholastic Officiating Course

Now available at [www.nfhsofficials.com](http://www.nfhsofficials.com)!

- This first-of-its-kind online officiating course from the NFHS is designed to introduce individuals to the world of interscholastic officiating – ideal for those considering becoming an official or anyone within their first few years in officiating. This course is designed to take 30 to 45 minutes to complete.
- This course is **FREE** for members of the NFHS Officials Association. Non-member individual officials may take the course for a fee of \$20. A discounted bulk rate of \$10 is also available to non-100% states and officiating groups when 50 or more licenses are purchased. Contact the NFHS Officials' Department for more details.



# NFHS OFFICIALS COURSE

NFHS Officials: Home



HELP REGISTER REDEEM LICENSE LOGIN

## NFHS OFFICIALS

**"Interscholastic Officiating" Course Now Available!**

In the NFHS "Interscholastic Officiating" course, we will cover the introductory skills and concepts you have used or will need to learn as an official. We'll cover officiating basics, the science behind good officiating, the art of officiating, and how you can combine these skills into a satisfying avocation. We hope the content we provide gives you a solid base knowledge of what to expect and how to improve yourself as an official.

**Order Now**

Select your state...

I need...

A single course for myself.  
One or more courses for others.

©2012 NFHS Officials. All Rights Reserved. Developed and hosted by Creative Street Media Group.

The "Interscholastic Officiating" course will cover:

- Introductory Skills
- Science behind good officiating
- Art of officiating
- Combining officiating skills into satisfying avocation





National Federation of State  
High School Associations



Thank you, and have a great  
season!

Take Part. Get Set For Life.™

National Federation of State  
High School Associations



You're Almost Finished.

Do not stop this video or close this screen. You should now click on the button that reads: "I'm FINISHED Watching the Rules Meeting Video. Take me to the VERIFICATION FORM. You will be automatically taken to the verification page.

Take Part. Get Set For Life.™